



APPENDIX A: TABLES

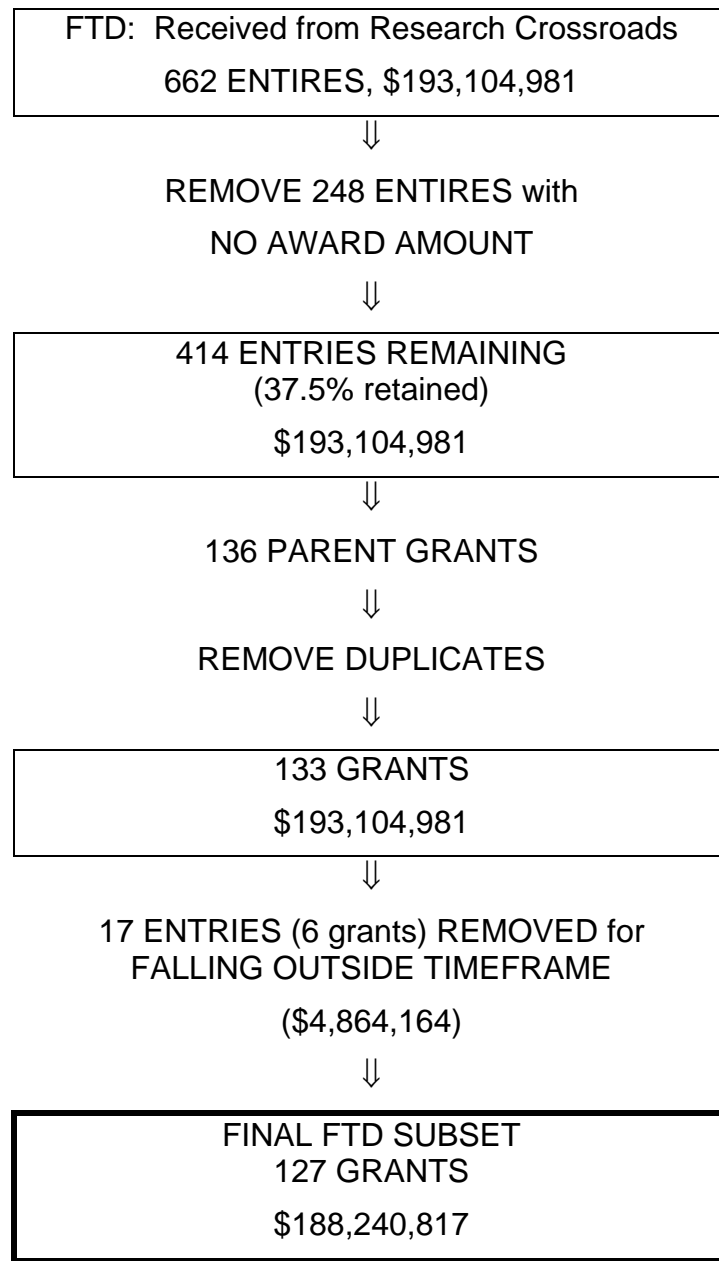
Table 1. Combined Search Terms

Pick's Disease
Frontotemporal Lobar Degeneration
Frontotemporal Dementia
Motor Neuron Disease Inclusion Dementia
Corticobasal Degeneration
Corticobasal Syndrome
Primary Progressive Aphasia
Progressive Nonfluent Aphasia
Progressive Supranuclear Palsy
Semantic Dementia
FTLD with Inclusions Tau and Synuclein
Negative, Ubiquitinated
FTD-U
FTLD-U
Dementia Lacking Distinctive Histopathology

Alzheimer's *and* tauopathy

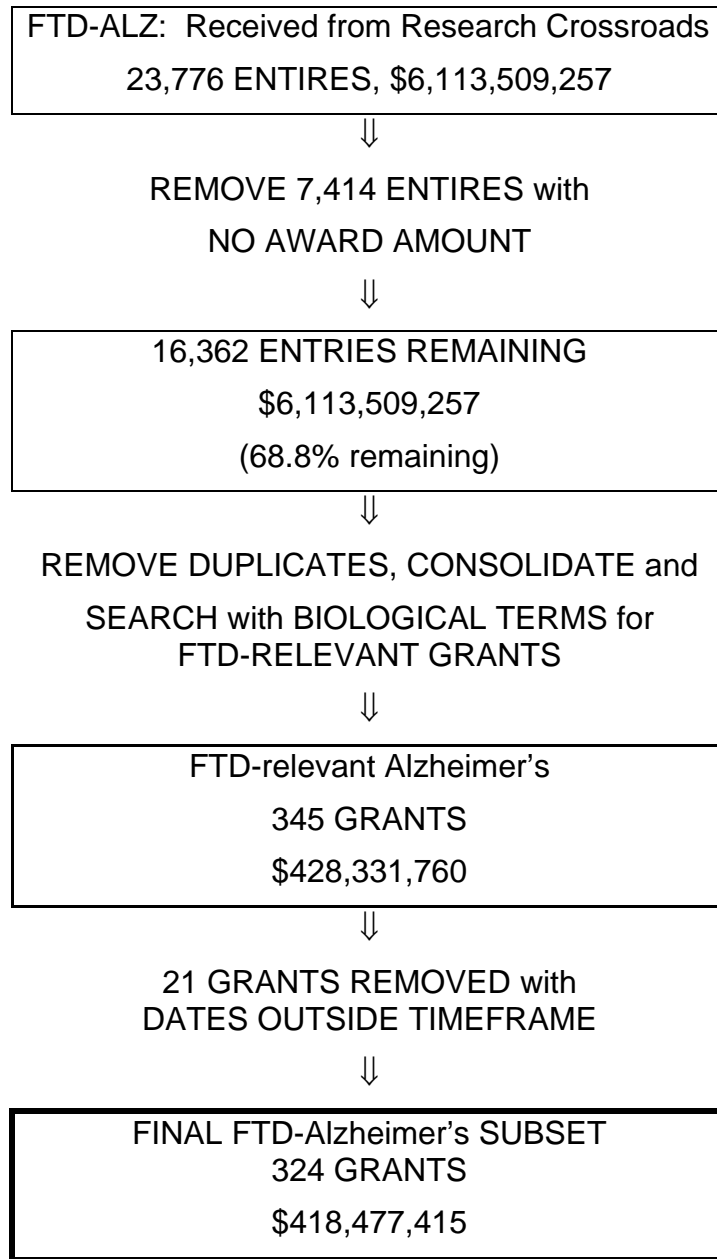
Keywords were selected to define the frontotemporal and related dementias in order to capture all relevant research grants. While initial test queries using the clinical terms returned a sizable proportion of relevant hits, the same with unconstrained FTD-related biological terms (*table 7*), returned a significant number of unrelated grants. A *combined* set of terms (Clinical terms + Alzheimer's and tauopathy) was in the end used to query most grantor databases. The terms "tangles" and "VCP" were added after to prevent the exclusion of a small number of FTD grants that had been written without any of the selected terms (see *section 2.2, Search Term Development*).

TABLE 2. QUANTIFICATION OF METHODS: ANNOTATED ALGORITHM FOR RESEARCH CROSSROADS FTD DATA SUBSET



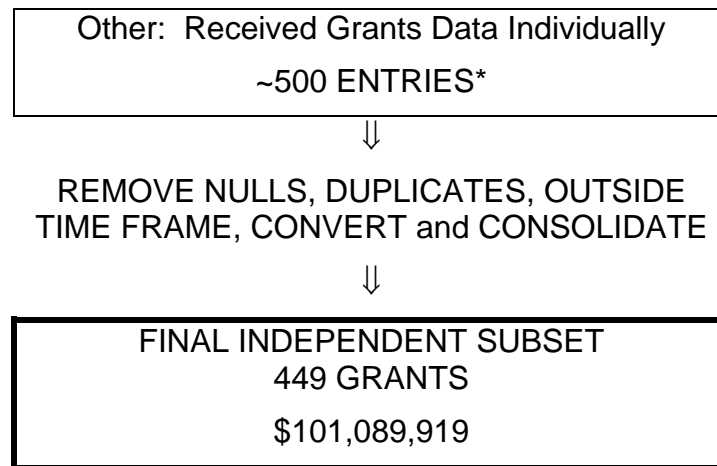
Flow chart above depicts the processing stages of FTD-specific grants obtained from Research Crossroads with the number of grants and funding retained given at each stage. The 127 grants that comprised the FTD data subset were merged with the FTD-relevant Alzheimer’s disease (FTD-ALZ) and Foundations’ data subsets to obtain the final FTD Landscape dataset (see *table 5*).

TABLE 3. QUANTIFICATION OF METHODS: ANNOTATED ALGORITHM FOR RESEARCH CROSSROADS FTD-RELEVANT ALZHEIMER’S DISEASE DATA SUBSET



Flow chart above depicts the processing stages of FTD-relevant Alzheimer’s disease grants obtained from Research Crossroads with the number of grants and funding retained given at each stage. The 324 grants that comprised the FTD-relevant Alzheimer’s disease (FTD-ALZ) data subset were merged with the FTD-specific and Foundations’ data subsets to obtain the final FTD Landscape dataset (see *table 5*).

**TABLE 4. QUANTIFICATION OF METHODS: ANNOTATED ALGORITHM FOR GRANTS
INDEPENDENTLY OBTAINED FROM FOUNDATIONS**



Flow chart above depicts the processing stages of FTD-relevant grants obtained independently from foundations with the number of grants and funding retained given at each stage. 449 grants were merged with the Research Crossroads data subsets to obtain the final FTD Landscape dataset (see *table 5*). *An initial estimate of total funds was not made as many of these grants were furnished in a foreign currency.

TABLE 5. QUANTIFICATION OF METHODS: ANNOTATED ALGORITHM FOR MERGING DATA SUBSETS

Dataset	Grants	Funds
FTD Research Crossroads	127	\$188,240,817
FTD-Alzheimer’s Research Crossroads	324	\$418,331,760
Independent Foundations	449	\$101,089,919
Total Merged Dataset	900	\$707,662,496



Each Grant Reviewed for Relevance and Categorized by *Biomedical Research Classification System*



FINAL DATASET	613	\$432,167,275
<i>Retained (% of Total Merged Dataset)</i>	<i>68.1%</i>	<i>61.1%</i>

The processed data subsets (FTD, FTD-Alzheimer’s and foundations) were merged to form a preliminary final dataset of 900 grants (\$707.7 MM). Duplicates found between the Research Crossroads data subsets were removed. All grants were then individually considered for their overall relevance to FTD research and assigned a *Biomedical Research Activity Classification* code. All final decisions regarding grant relevance and inclusion in the final dataset, as well as its research activity classification, were made with the approval of the ADDF scientific staff.

TABLE 6. FTD TARGETS AND RELATED BIOLOGICAL TERMS

Tau microtubule binding protein
Ubiquitin
Glycogen synthase kinase 3 beta, GSK3 β
Cyclin-dependent kinase 5, cdk5
Heat shock proteins, hsp's
Prolyl isomerase NIMA-interacting 1, Pin1
Progranulin, granulins
Valosin-containing protein, VCP
TAR-DNA-binding protein 43, TDP-43

These terms were used to define FTD-specific biological mechanisms in order to capture all aspects of ongoing relevant research (see *section 2.2, Search Term Development*).

TABLE 7. INVITED AND PARTICIPATING GRANTORS BY TYPE

Database	Grants	Funds
Public Agencies		
National Institutes of Health (US) ¹	325	\$359,208,859
Canadian Institutes of Health Research ²	31	\$7,920,851
Medical Research Council (UK) ²	12	\$7,629,300
Community Research & Development Information Service (EU)	4	\$7,014,101
National Health and Medical Research Council (Aus) ²	19	\$3,176,519
Health Research Board (Ireland)	3	\$2,571,425
Swiss National Science Foundation	4	\$863,739
National Institute of Health Research (UK)	1	\$436,416
National Science Foundation (US)	1	\$330,000
Foundations		
Alzheimer's Association (US)	90	\$14,809,246
The Wellcome Trust (UK)	10	\$11,834,937
American Health Assistance Fund ² (US)	25	\$5,244,589
Alzheimer's Drug Discovery Foundation ² (US)	37	\$4,708,094
Fondazione Telethon (Italy)	27	\$2,773,498
Alzheimer's Research Trust (UK)	7	\$1,777,253
Alzheimer's Society (UK)	9	\$1,385,448
Association for Frontotemporal Dementias ² (US)	5	\$265,000
American Federation for Aging Research (US)	2	\$118,000
Cure Alzheimer's Fund ² (US)	1	\$100,000
National Aphasia Association ³ (US)		No data
National Health Council ⁴ (US)		No data
National Organizations of Rare Diseases ³ (US)		No data
Pick's Disease Support Group (UK) ³		No data
Alzheimer's Society (Canada)		No response
American Federation for Aging Research		No response
Amyotrophic Lateral Sclerosis Society (UK)		No response
Burroughs Wellcome Fund (US)		No response
CurePSP (US)		No response
Department of Health (UK)		No response
Howard Hughes Medical Institute (US)		No response
Institut National de la Santé et Recherche Médicale (France)		No response
John Douglas French Alzheimer's Foundation (US)		No response
Netherlands Organization for Scientific Research		No response
Neurological Foundation of New Zealand		No response
Ontario Mental Health Foundation		No response

1. Separate Alzheimer's disease and FTD data subsets were obtained. 2. Entire research portfolio was obtained. "No data" denotes that either the organization did not fund FTD research (3), or that its database was not yet available (4). "No response" denotes no communication after several electronic and telephonic attempts.

TABLE 8. ONGOING REGISTERED CLINICAL TRIALS OF FTD-SPECTRUM DEMENTIAS BY PHASE AND RECRUITMENT STAGE

Recruitment	Phase 0	Phase I	Phase I Phase II	Phase II	Phase II Phase III	Phase III	Phase IV	(Blank)	Total
Active, not recruiting	1	1		1				1	4
Recruiting		1	1	3	1	1	2	5	16
Not yet recruiting	1								1
	2	2	1	5	1	1	2	7	19

Data on registered clinical trials for FTD and related dementias was obtained by querying clinicaltrials.gov with the following search terms on Dec. 12, 2008: frontotemporal, pick's, corticobasal, supranuclear, aphasia and semantic. Out of the 373 hits returned, 31 clinical trials (8 completed, 19 ongoing, 2 terminated) with a total patient population of over 20,000 were found to be of direct relevance to the FTD-spectrum dementias from 1991-2008.

TABLE 9. ONGOING REGISTERED CLINICAL TRIALS ON FTD-SPECTRUM DEMENTIAS: DRUGS OR DIETARY SUPPLEMENTS

Title	Recruitment	Conditions	Interventions	Sponsors	Phase	Enrollment
Serotonergic Function and Behavioural and Psychological Symptoms of Frontotemporal Dementia	Recruiting	Frontotemporal Dementia	Drug: Citalopram	Sunnybrook Health Sciences Centre, Alzheimer Society of Canada	Phase IV	22
Study of the Distractibility Syndrome in Patients With Progressive Supranuclear Palsy	Recruiting	Progressive Supranuclear Palsy	Drug: Donepezil	Groupe Hôpitalier Pitié-Salpêtrière Institut National de la Santé et de la Recherche Médicale, France	Phase II	16
A Pilot Trial of Lithium in Subjects With Progressive Supranuclear Palsy or Corticobasal Degeneration	Recruiting	Progressive Supranuclear Palsy Corticobasal Degeneration	Drug: Lithium	Westat National Institute of Neurological Disorders and Stroke (NINDS)	Phase I Phase II	45
Memantine (10mg BID) for the Frontal and Temporal Subtypes of Frontotemporal Dementia	Recruiting	Frontal Lobe Dementia Frontotemporal Lobe Dementia Semantic Dementia	Drug: Memantine Placebo	University of California, San Francisco Forest Laboratories	Phase IV	140
Open Label Pilot Study of the Effects of Memantine on FDG-PET in Frontotemporal Dementia	Recruiting	Frontotemporal Dementia	Drug: Memantine hydrochloride	Rotman Research Institute at Baycrest H. Lundbeck A/S	Phase III	15
Efficacy Study for Treatment of Dementia in Progressive Supranuclear Palsy	Recruiting	Progressive Supranuclear Palsy Dementia	Drug: Rivastigmine	University Hospital Tuebingen	Phase II	20
Effects of Tolcapone on Frontotemporal Dementia	Active, not recruiting	Frontotemporal Lobar Degeneration	Drug: Tolcapone	National Institute of Neurological Disorders and Stroke (NINDS)	Phase II	30
Randomized Placebo-Controlled Trial of Valproic Acid in Patients With Progressive Supranuclear Palsy	Recruiting	Progressive Supranuclear Palsy	Drug: Valproic acid	Nantes University Hospital	Phase II	36
Effects of Coenzyme Q10 in Progressive Supranuclear Palsy (PSP)	Recruiting	Progressive Supranuclear Palsy Atypical Parkinsonism	Drug: Coenzyme Q10	Lahey Clinic	Phase II Phase III	60
A Pilot Clinical Trial of Pyruvate, Creatine, and Niacinamide* in Progressive Supranuclear Palsy.	Recruiting	Progressive Supranuclear Palsy	Dietary Suppl: Pyruvate, creatine, niacinamide*	University of Louisville	Phase I	20

*Niacinamide, also known as nicotinamide.

TABLE 10. ONGOING REGISTERED CLINICAL TRIALS ON FTD-SPECTRUM DEMENTIAS: OTHER INTERVENTIONS

Title	Recruitment	Conditions	Interventions	Sponsors	Phase	Enrollment
Far Infrared Irradiation for the Management, Control and Treatment of FTD	Active, not recruiting	Pick Disease of the Brain	Radiation: Far infrared (5-20 μ m)	GAAD Medical Research Institute, Inc.	Phase I	5
Genetics of ALS: Identification of Genes With Roles in Familial and Sporadic Amyotrophic Lateral Sclerosis (ALS) and ALS with FTD	Recruiting	Amyotrophic Lateral Sclerosis, Familial ALS ALS with FTD Lou Gehrig's Disease Motor Neuron Disease Primary Lateral Sclerosis	Other: Genetic study of ALS families	Northwestern University	Phase II	90
PET Evaluation of Brain Peripheral Benzodiazepine Receptors Using [¹¹ C]PBR28 in FTD	Recruiting	Frontotemporal Lobar Degeneration Dementia		National Institute of Mental Health (NIMH)		15000
Risk Factors for Progressive Supranuclear Palsy (PSP)	Recruiting	Progressive Supranuclear Palsy		University of Louisville NIA		60
P-Glycoprotein Function in Brain Diseases	Recruiting	Alzheimer Disease Parkinson Disease FTL D		National Institute of Mental Health (NIMH)		1500
Transcranial Duplex Scanning and Single Photon Emission Computer Tomography (SPECT) in Parkinsonian Syndromes	Active, not recruiting	Parkinson's Disease Parkinsonian Syndrome Multiple System Atrophy PSP Essential Tremor Vascular Parkinsonism Drug Induced Parkinsonism		Maastricht University Medical Center		60
Diagnostic and Prognostic Biomarkers in Parkinson Disease	Active, not recruiting	Parkinson Disease Multiple System Atrophy PSP		The Parkinson Study Group Dept of Defense		80
Research of Biomarkers in Parkinson Disease	Not yet recruiting	Parkinson Disease Multiple System Atrophy PSP Huntington Disease Dystonia Diffuse Lewy Body Disease		Institut National de la Santé et de la Recherche Médicale, France European Union	Phase 0	250
Language in Primary Progressive Aphasia	Recruiting	Primary Progressive Aphasia		NIDCD National Institute on Aging (NIA)		200

TABLE 11. TERMINATED CLINICAL TRIALS ON FTD-SPECTRUM DEMENTIAS

Title	Recruitment	Conditions	Interventions	Sponsors	Phase	Enrollment
Amyotrophic Lateral Sclerosis and Frontotemporal Dementia	Terminated	Frontotemporal Dementia Amyotrophic Lateral Sclerosis		Assistance Publique – Hôpitaux de Paris	Phase I	400
Neuroprotection and Natural History in Parkinson's Plus Syndromes (NNIPPS)	Terminated	Multiple System Atrophy Progressive Supranuclear Palsy	Drug: Riluzole	King's College London Assistance Publique – Hôpitaux de Paris University of Ulm Aventis Pharma	Phase III	800

TABLE 12. PUBLISHED CLINICAL TRIALS ON FTD OR PRIMARY PROGRESSIVE APHASIA BY DRUG CLASS

Reference	Drug	N	Design	Duration	Main Findings
Antidepressants (SSRIs)					
Swartz <i>et al.</i> , 1997	Fluoxetine, Sertraline, Paroxetine	11	OL	3 mos	Improvement in NP in more than half of patients
Ikeda <i>et al.</i> , 2004	Fluvoxamine	16	OL	12 wks	Improvement in NP
Moretti <i>et al.</i> , 2003 ¹	Paroxetine	16	RCT	14 mos	Improvement in NP and caregiver stress; few AEs. 8 of 16 received piracetam.
Deakin <i>et al.</i> , 2004	Paroxetine	10	RCT/DBXO	6 wks	No improvement in NP, mild worsening in COG
Lebert <i>et al.</i> , 2004	Trazodone	26	RCT/DBXO	12 wks	Improvement in NP in many, stable COG; few AEs
Acetylcholinesterase Inhibitors					
Lampl <i>et al.</i> , 2004	Rivastigmine	4	OL	6 mos	Improvement in COG in 3 (75%)
Moretti <i>et al.</i> , 2004	Rivastigmine	20	OL	12 mos	Improvement in NP and caregiver burden, while COG declined
Lampl <i>et al.</i> , 2004	Donepezil	5	OL	6 mos	Improvement in COG in 4 (80%)
Mendez <i>et al.</i> , 2007	Donepezil	24	OL	6 mos	No difference in COG between treated/untreated. NP worse, reversible after drug removal in 33% treated subjects
Kertesz <i>et al.</i> , 2008	Galantamine	36	RCT, then OL	18 wks, then 8 wks	Trend suggesting some efficacy in COG in PPA patients, but no effect in FTD patients
Other Agents					
Levine & Hewett, 2003	Estrogen (ERT)	30	Case-control	N/A	Women with FTD had a higher rate of ERT than the general population
Chow, 2003	Guanfacine	11	OL	Variable	No significant improvement
Coull <i>et al.</i> , 1996	Idazoxan	3	RCT/DBXO	Single doses	Mild improvement in COG
Rahman <i>et al.</i> , 2006	Methylphenidate	8	RCT/DBXO	1 dose	Improvement on a gambling task, no change on other COG measures
Adler <i>et al.</i> , 2003	Moclobemide	6	OL	4 wks	No obvious improvement in NP
Moretti <i>et al.</i> , 2003	Olanzapine	17	OL	24 mos	Improvement in NP but not COG
Moretti <i>et al.</i> , 2003 ¹	Piracetam	16	OL	14 mos	No improvement in NP; slight decline in COG. 8 of 16 subjects received paroxetine
Moretti <i>et al.</i> , 2002	Selegiline	3	OL	3 mos	Improvement in NP
Reed <i>et al.</i> , 2004	Bromocriptine	6	OL	7+ wks	Modest but transient benefit in mean length of utterance
Swanberg, 2007	Memantine	3	OL	variable	Improvement in NP
Diehl-Schmid <i>et al.</i> , 2008	Memantine	16	OL	6 mos	No obvious improvement in COG nor NP

¹ Approximately half of subjects treated with active drug. AEs, adverse events; COG, cognition; DBXO, double-blind crossover; mos, months; NP, neuropsychiatric features; OL, open label; RCT, randomized controlled trial; wks, weeks. Other agents included: guanfacine, antihypertensive; idazoxan, α -2 adrenergic and imidazoline receptor antagonist is used as an antidepressant, and more recently as an adjunctive antipsychotic; methylphenidate, psychostimulant; olanzapine, atypical antipsychotic; piracetam, benzodiazepine; moclobemide (not FDA approved) and selegiline are MAOIs. Adapted from Boeve, 2006.

TABLE 13. PUBLISHED CLINICAL TRIALS ON PROGRESSIVE SUPRANUCLEAR PALSY

Reference	Drug	N	Design	Duration	Main Findings
Bensimon <i>et al</i> , 2009 ¹	Riluzole	362	RCT	>249 days	No significant effect of drug vs placebo on survival or rate of functional deterioration
Stamelou <i>et al</i> , 2008 ¹	Coenzyme Q	21	RCT	6 wks	Modest improvement in COG and EPS
Fabbrini <i>et al</i> , 2001	Donepezil	6	OL	3 mo	No improvement in COG, motor, or functional status
Litvan <i>et al</i> , 2001	Donepezil	21	RCT/DBXO	13 wks	Modest improvement in COG, deleterious effects on mobility and ADLs
Frattali <i>et al</i> , 1999	Physostigmine	8	RCT/DBXO	10 days	No improvement in dysphagia
Rascol <i>et al</i> , 1998 ¹	Efaroxan	14	RCT/DBXO	12 wks	No improvement in motor status
Weiner <i>et al</i> , 1999	Pramipexole	6	OL	2 mo	No improvement in motor status
Poujois <i>et al</i> , 2007 ¹	Gabapentin	14	RCT	5 wks	No improvement in motor status, reduced error rate in an antisaccade task
Zampieri & DiFabio, 2008 ¹	Eye training	19	RCT	N/A	Modest improvement in motor functioning/gait

1. Approximately half of subjects treated with active drug. ADLs, Activities of daily living; COG, cognition; DBXO, double-blind crossover; EPS, extrapyramidal symptoms; mos, months, OL, open label; RCT, randomized controlled trial; wks, weeks. Riluzole has multiple mechanisms including Na⁺ and Ca⁺⁺ channel blockade, NMDA/glutamate receptor antagonism, and protein kinase C inhibition. Donepezil and physostigmine are acetylcholinesterase/ cholinesterase inhibitors. Efaroxan is an α -2 blocker. Pramipexole is a non-ergoline dopamine agonist. Gabapentin is an anticonvulsant. Adapted from Boeve, 2006.

TABLE 14. FTD GRANT FOR-PROFIT RECIPIENTS

Recipient	NIH	Other Public	Foundation	Total
Avid Radiopharmaceuticals, Inc.	\$124,703	\$0	\$0	\$124,703
Bioqual, Inc.	\$738,847	\$0	\$0	\$738,847
Biotraces, Inc.	\$99,951	\$0	\$0	\$99,951
Cellumen, Inc	\$0	\$0	\$200,000	\$200,000
Encore Pharmaceuticals, Inc.	\$749,485	\$0	\$0	\$749,485
JSW-Research Forschungslabor GmbH	\$0	\$0	\$120,000	\$120,000
Lifesensors, Inc.	\$267,299	\$0	\$0	\$267,299
MAPREG	\$0	\$0	\$150,000	\$150,000
Neurocontrol Corporation	\$100,000	\$0	\$0	\$100,000
Neuronautics, Inc.	\$852,604	\$0	\$0	\$852,604
Neurosciences Research Fdtn., Inc.	\$0	\$0	\$100,000	\$100,000
Neurostructural Analysis, Ltd	\$99,551	\$0	\$0	\$99,551
Oligomerix, Inc	\$233,598	\$0	\$100,000	\$333,598
Order Status Vehicle	\$1,298,896	\$0	\$0	\$1,298,896
Psychogenics, Inc.	\$564,868	\$0	\$0	\$564,868
Senex Biotechnology, Inc.	\$0	\$0	\$77,212	\$77,212
Senior Scientific	\$141,319	\$0	\$0	\$141,319
Snowdon Pharmaceuticals, Inc.	\$132,948	\$0	\$0	\$132,948
Surromed, Inc.	\$167,966	\$0	\$0	\$167,966
Thuris Corporation	\$235,528	\$0	\$0	\$235,528
Translational Genomics Research Inst	\$1,455,396	\$0	\$0	\$1,455,396
Vala Sciences, Inc.	\$24,945	\$0	\$0	\$24,945
Zygoten, LLC	\$153,320	\$0	\$0	\$153,320
<i>Grand Totals</i>	\$7,441,224	\$0	\$747,212	\$8,188,436

TABLE 15. FTD GRANT NON-PROFIT RECIPIENTS, ALPHABETICAL

Recipient	NIH	Other Public	Foundation	Totals
Abteilung Neuropathologie, Institut für Pathologie, Basel	\$0	\$299,375	\$0	\$299,375
Albert Einstein College of Medicine	\$0	\$0	\$161,054	\$161,054
Alzheimer's Research Consortium (ARC)	\$0	\$0	\$100,000	\$100,000
Baycrest Hospital (North York)	\$0	\$312,754	\$0	\$312,754
Baylor College Of Medicine	\$555,130	\$0	\$0	\$555,130
Beaumont Hospital	\$0	\$2,407,474	\$0	\$2,407,474
Beth Israel Deaconess Medical Center	\$7,184,950	\$0	\$150,000	\$7,334,950
Beth Israel Deaconess Medical Center, Boston	\$0	\$65,444	\$0	\$65,444
Beth Israel Deaconess Medical Ctr.	\$0	\$0	\$150,000	\$150,000
Blanchette Rockefeller Neurosciences Institute	\$0	\$0	\$70,000	\$70,000
Boise State University	\$0	\$0	\$131,140	\$131,140
Boston University	\$358,737	\$0	\$0	\$358,737
Boston University Medical Campus	\$291,379	\$0	\$0	\$291,379
Brandeis University	\$44,846	\$0	\$0	\$44,846
Brigham and Women's Hospital	\$5,232,316	\$0	\$629,000	\$5,861,316
Brigham and Women's Hospital, Inc.	\$0	\$0	\$390,000	\$390,000
Burnham Institute for Medical Research	\$155,968	\$0	\$498,333	\$654,301
Butler Hospital	\$0	\$0	\$99,157	\$99,157
Cambridge	\$0	\$0	\$28,110	\$28,110
Cardiff University	\$0	\$0	\$1,730,746	\$1,730,746
CARITAS ST. ELIZABETH'S MEDICAL CTR	\$0	\$0	\$157,333	\$157,333
Case Western Reserve University	\$5,117,282	\$0	\$1,135,392	\$6,252,674
Case Western Reserve Univ-Henry Ford Hsc	\$501,486	\$0	\$0	\$501,486
Catholic University Leuven (KUL)-Belgium	\$0	\$38,117	\$0	\$38,117
Catholic University Of America	\$1,980,280	\$0	\$0	\$1,980,280
Cedars-Sinai Medical Center	\$0	\$0	\$237,772	\$237,772
Center For Blood Research	\$96,000	\$0	\$0	\$96,000
Central Michigan University	\$56,754	\$0	\$0	\$56,754
Centre for Research in Neurodegenerative Disease (Toronto, Ontario)	\$0	\$317,379	\$0	\$317,379
CENTRO ACIDI NUCLEICI	\$0	\$0	\$67,309	\$67,309
CENTRO SAN GIOVANNI DI DIO	\$0	\$0	\$176,109	\$176,109
FATEBENEFRAPELLI IRCCS				
Children's Hospital (Boston)	\$1,045,630	\$0	\$0	\$1,045,630
Children's Hospital Boston	\$1,071,416	\$0	\$0	\$1,071,416
Cleveland Clinic Foundation	\$0	\$0	\$80,000	\$80,000
College Of William And Mary	\$320,927	\$0	\$0	\$320,927
Columbia Univ New York Morningside	\$80,136	\$0	\$0	\$80,136
Columbia University Health Sciences	\$2,500,660	\$0	\$0	\$2,500,660
Columbia University Medical Center	\$0	\$0	\$297,751	\$297,751
Columbia University Medical Center / Research Foundation for Mental Hygiene	\$0	\$0	\$100,000	\$100,000
Concordia University (Montreal, Quebec)	\$0	\$81,494	\$0	\$81,494
Cornell University Ithaca	\$1,862,257	\$0	\$0	\$1,862,257
Dalhousie University	\$0	\$0	\$1,000,000	\$1,000,000
Dana-Farber Cancer Institute	\$0	\$330,000	\$0	\$330,000
Dep. of Neurology, Prog in Immunology, UCSF	\$0	\$65,259	\$0	\$65,259
Department of Pathology, Albert EinsteinC	\$0	\$0	\$150,000	\$150,000

TABLE 15. (CONT.) FTD GRANT NON-PROFIT RECIPIENTS, ALPHABETICAL

Recipient	NIH	Other Public	Foundation	Total
DIPARTIMENTO DI BIOCHIMICA E BIOTECNOLOGIE MEDICHE	\$0	\$0	\$105,065	\$105,065
DIPARTIMENTO DI BIOLOGIA CELLULARE ED ONCOLOGIA	\$0	\$0	\$60,037	\$60,037
DIPARTIMENTO DI FARMACOLOGIA PRECLINICA E CLINICA	\$0	\$0	\$25,016	\$25,016
DIPARTIMENTO DI FISIOPATOLOGIA CLINICA - SCUOLA DI MEDICINA	\$0	\$0	\$80,050	\$80,050
DIPARTIMENTO DI MEDICINA SPERIMENTALE - SEZIONE DI ANATOMIA	\$0	\$0	\$36,022	\$36,022
DIPARTIMENTO DI MEDICINA SPERIMENTALE E PATOLOGIA	\$0	\$0	\$102,063	\$102,063
DIPARTIMENTO DI ONCOLOGIA SPERIMENTALE	\$0	\$0	\$136,215	\$136,215
DIPARTIMENTO DI PATOLOGIA SPERIMENTALE	\$0	\$0	\$80,050	\$80,050
DIPARTIMENTO DI SCIENZE BIOCHIMICHE	\$0	\$0	\$95,054	\$95,054
DIPARTIMENTO DI SCIENZE BIOMEDICHE	\$0	\$0	\$70,544	\$70,544
DIPARTIMENTO DI SCIENZE FARMACOLOGICHE	\$0	\$0	\$151,592	\$151,592
DIPARTIMENTO DI SCIENZE NEUROLOGICHE	\$0	\$0	\$25,016	\$25,016
Drexel University	\$0	\$0	\$240,000	\$240,000
Duke University	\$10,530,177	\$0	\$520,000	\$11,050,177
Duke University Medical Center	\$0	\$0	\$253,449	\$253,449
Emory University	\$3,908,645	\$0	\$90,887	\$3,999,532
Evanston Northwestern Research Institute	\$0	\$0	\$93,321	\$93,321
Flanders Institute for Biotechnology	\$0	\$0	\$247,350	\$247,350
Flanders Interuniversity Institute	\$0	\$0	\$100,000	\$100,000
Florida State University	\$146,000	\$0	\$0	\$146,000
FONDAZIONE EBRI RITA LEVI MONTALCINI	\$0	\$0	\$370,490	\$370,490
Georgetown University	\$1,692,484	\$0	\$0	\$1,692,484
Georgia Institute Of Technology	\$1,182,140	\$0	\$0	\$1,182,140
Hannover Medical School	\$0	\$1,312,614	\$0	\$1,312,614
Harvard University (medical School)	\$6,084,175	\$0	\$0	\$6,084,175
Hertie-Institute for Clinical Brain Research	\$0	\$0	\$237,282	\$237,282
Hospital for Sick Children (Toronto)	\$0	\$1,201,033	\$0	\$1,201,033
Imperial College London	\$0	\$0	\$300,010	\$300,010
Imperial College London	\$0	\$0	\$2,408,466	\$2,408,466
Indiana University School of Medicine	\$0	\$0	\$50,000	\$50,000
Indiana Univ-Purdue Univ at Indianapolis	\$1,391,992	\$0	\$0	\$1,391,992
INSERM U422 (French National Institute for health and Medical Research)	\$0	\$0	\$85,000	\$85,000
Institut für Pathologie Universitätsspital Basel	\$0	\$221,553	\$0	\$221,553
Institute For Basic Res In Dev Disabil	\$4,209,114	\$0	\$0	\$4,209,114
Institute of Neurology	\$0	\$1,158,847	\$0	\$1,158,847
Institute of Neurology	\$0	\$0	\$1,354,113	\$1,354,113
Institute of Psychiatry, King's College London	\$0	\$0	\$210,546	\$210,546
Instituto de Psiquiatria do Hospital das Clínicas da Faculdade de Medicina da Universidade de São Paulo	\$0	\$0	\$33,333	\$33,333
International Center for Biomedicine (ICC)	\$0	\$0	\$79,600	\$79,600
ISTITUTO DI FARMACOLOGIA	\$0	\$0	\$76,294	\$76,294

TABLE 15. (CONT.) FTD GRANT NON-PROFIT RECIPIENTS, ALPHABETICAL

Recipient	NIH	Other Public	Foundation	Total
ISTITUTO DI NEUROBIOLOGIA	\$0	\$0	\$50,031	\$50,031
ISTITUTO DI NEUROSCIENZE	\$0	\$0	\$533,061	\$533,061
ISTITUTO DI SCIENZE FARMACOLOGICHE	\$0	\$0	\$60,037	\$60,037
J. David Gladstone Institutes	\$468,219	\$0	\$50,000	\$518,219
Jackson Laboratory	\$248,540	\$0	\$0	\$248,540
Joan & Sanford I. Weill Medical College of Cornell University	\$0	\$0	\$340,000	\$340,000
Johnnie B. Byrd, Sr. Alzheimer's Center and Research Institute, Inc.	\$0	\$0	\$120,000	\$120,000
Johns Hopkins University	\$3,083,777	\$0	\$0	\$3,083,777
Kansas State University	\$909,372	\$0	\$0	\$909,372
King's College London	\$0	\$910,520	\$0	\$910,520
King's College London	\$0	\$0	\$395,095	\$395,095
King's College London GKT Schools	\$0	\$1,824,165	\$0	\$1,824,165
King's College, London	\$0	\$0	\$357,674	\$357,674
La Trobe University	\$0	\$35,476	\$0	\$35,476
LABORATORIO DI NEUROGENETICA	\$0	\$0	\$33,381	\$33,381
LABORATORIO NAZIONALE CONSORZIO INTERUNIVERSITARIO BIOTECNOLOGIE	\$0	\$0	\$84,604	\$84,604
Lady Davis Institute for Med. Rsrch	\$0	\$0	\$200,000	\$200,000
Lady Davis Institute for Medical Research	\$0	\$1,090,280	\$0	\$1,090,280
Liberty University	\$123,529	\$0	\$0	\$123,529
Los Angeles Biomedical Research Institute at Harbor-UCLA Medical Center	\$0	\$0	\$50,000	\$50,000
Louisiana State Univ Hsc Shreveport	\$779,171	\$0	\$0	\$779,171
Loyola University Chicago Stritch School of Medicine	\$0	\$0	\$79,774	\$79,774
Macquarie University	\$0	\$173,985	\$0	\$173,985
Manchester University	\$0	\$0	\$148,749	\$148,749
Massachusetts General Hospital	\$0	\$0	\$1,085,000	\$1,085,000
Massachusetts General Hospital (The General Hospital Corp.)	\$0	\$0	\$240,000	\$240,000
Massachusetts Institute Of Technology	\$370,930	\$0	\$0	\$370,930
Max-Planck-Unit for Structural Molecular Biology	\$0	\$0	\$577,500	\$577,500
Mayo Clinic	\$0	\$0	\$496,662	\$496,662
Mayo Clinic Coll Of Med, Jacksonville	\$11,940,886	\$0	\$0	\$11,940,886
Mayo Clinic Coll Of Medicine, Rochester	\$11,199,978	\$0	\$0	\$11,199,978
Mayo Clinic Jacksonville	\$12,939,435	\$0	\$219,000	\$13,158,435
Mayo Clinic Jacksonville FL	\$0	\$0	\$60,000	\$60,000
Mayo Clinic Rochester	\$0	\$0	\$396,982	\$396,982
Mayo Foundation	\$33,517	\$0	\$0	\$33,517
McGill University/Université McGill	\$0	\$662,466	\$0	\$662,466
McMaster University, Faculty of Health Sciences	\$0	\$0	\$160,000	\$160,000
Medical Research Council (HQ)	\$0	\$703,946	\$0	\$703,946
MICROBIOLOGY AND IMMUNOLOGY	\$0	\$0	\$58,273	\$58,273
Midwest Research Institute	\$122,062	\$0	\$0	\$122,062
Minneapolis VA Medical Center	\$0	\$0	\$239,910	\$239,910
Mount Sinai School of Medicine	\$0	\$0	\$590,000	\$590,000
Mount Sinai School Of Medicine Of NYU	\$1,920,342	\$0	\$0	\$1,920,342
MRC Cambridge, Brain Repair Center	\$0	\$0	\$873,279	\$873,279

TABLE 15. (CONT.) FTD GRANT NON-PROFIT RECIPIENTS, ALPHABETICAL

Recipient	NIH	Other Public	Foundation	Total
Nathan S. Kline Institute For Psych Res	\$731,846	\$0	\$0	\$731,846
National Rehabilitation Hospital	\$0	\$81,976	\$0	\$81,976
Flanders Institute for Biotechnology & Laboratory of Neurogenetics, Univ of Antwerp	\$0	\$0	\$60,000	\$60,000
New York State Office Of Mental Health	\$19,000	\$0	\$0	\$19,000
New York State Psychiatric Institute	\$4,243,899	\$0	\$0	\$4,243,899
New York University Medical Center	\$438,127	\$0	\$0	\$438,127
New York University School of Medicine	\$3,344,496	\$0	\$235,000	\$3,579,496
Northern California Institute Res & Educ	\$182,383	\$0	\$0	\$182,383
Northwestern U, Feinberg School of Medicine	\$0	\$0	\$35,000	\$35,000
Northwestern University	\$9,331,426	\$0	\$0	\$9,331,426
Northwestern University - Chicago Campus	\$0	\$0	\$1,116,988	\$1,116,988
NUOVO OSPEDALE - A.S.L. 6	\$0	\$0	\$40,025	\$40,025
NYU School of Medicine	\$0	\$0	\$125,000	\$125,000
NYU, School of Medicine	\$0	\$0	\$200,000	\$200,000
Ohio State University	\$3,527,053	\$0	\$171,688	\$3,698,741
Oxford University	\$0	\$0	\$38,561	\$38,561
Philipps-universitaet Marburg	\$0	\$213,522	\$0	\$213,522
Physiologisches Institut, Universität Zürich	\$0	\$277,552	\$0	\$277,552
President & Fellows of Harvard College	\$0	\$0	\$229,653	\$229,653
Regents of the University of CA	\$0	\$0	\$250,918	\$250,918
Research Foundation for Mental Hygiene, Inc. at NYS Institute for Basic Research	\$0	\$0	\$529,910	\$529,910
Research Inst Nationwide Children's Hosp	\$59,040	\$0	\$0	\$59,040
Rockefeller University	\$356,000	\$0	\$0	\$356,000
Rosalind Franklin Univ Of Medicine & Sci	\$56,826	\$0	\$0	\$56,826
Rush University Medical Center	\$12,376,356	\$0	\$0	\$12,376,356
Rutgers State University of N.J.	\$0	\$0	\$200,000	\$200,000
Rutgers The St Univ Of Nj New Brunswick	\$1,579,976	\$0	\$0	\$1,579,976
Rutgers, The State University of NJ	\$0	\$0	\$250,000	\$250,000
Salk Institute For Biological Studies	\$78,228	\$0	\$0	\$78,228
San Diego State University	\$95,307	\$0	\$0	\$95,307
School of Chemistry, University of Exeter	\$0	\$0	\$28,633	\$28,633
SCUOLA INTERNAZIONALE SUPERIORE DI STUDI AVANZATI	\$0	\$0	\$257,160	\$257,160
Seattle Institute for Biomedical and Clinical Research	\$0	\$0	\$100,000	\$100,000
Simon Fraser University	\$0	\$0	\$100,000	\$100,000
Simon Fraser University (Burnaby, B.C.)	\$0	\$188,823	\$0	\$188,823
Sir Mortimer B. Davis Jewish General Hospital	\$0	\$130,564	\$0	\$130,564
Sloan-Kettering Institute	\$0	\$0	\$100,000	\$100,000
Sun Yat-Sen University of Medical Science (China)	\$0	\$13,491	\$0	\$13,491
Sunnybrook Health Sciences Centre	\$0	\$186,543	\$0	\$186,543
Technical University Of Denmark	\$0	\$2,499,999	\$0	\$2,499,999
The Chinese University of Hong Kong	\$0	\$0	\$50,000	\$50,000
The Cleveland Clinic Foundation	\$0	\$0	\$133,333	\$133,333
The Hebrew University of Jerusalem	\$0	\$0	\$40,000	\$40,000
The Nathan S. Kline Institute for Psychiatric Research	\$0	\$0	\$249,860	\$249,860
The Ohio State University Research Foundation	\$0	\$0	\$240,000	\$240,000

TABLE 15. (CONT.) FTD GRANT NON-PROFIT RECIPIENTS, ALPHABETICAL

Recipient	NIH	Other Public	Foundation	Total
The Pennsylvania State University	\$0	\$0	\$327,050	\$327,050
The Rector and Visitors of the University of Virginia	\$0	\$0	\$160,000	\$160,000
The Regents of the University of California (Irvine)	\$0	\$0	\$889,365	\$889,365
The Regents of the University of California, Los Angeles	\$0	\$0	\$100,000	\$100,000
The Regents of the University of California, San Francisco	\$0	\$0	\$216,621	\$216,621
The Trustees of the University of Pennsylvania	\$0	\$0	\$174,779	\$174,779
The Univ. of Texas at Dallas	\$0	\$0	\$100,000	\$100,000
The University of Alabama at Birmingham	\$0	\$0	\$339,994	\$339,994
The University of Calgary	\$0	\$0	\$405,900	\$405,900
The University of Manchester	\$0	\$2,612,130	\$0	\$2,612,130
The University of New South Wales	\$0	\$0	\$76,151	\$76,151
The University of Queensland	\$0	\$0	\$161,212	\$161,212
Thomas Jefferson University	\$0	\$0	\$50,000	\$50,000
Trustees of Boston University, BU Medical Campus	\$0	\$0	\$159,999	\$159,999
UCSD	\$0	\$0	\$59,000	\$59,000
Univ Of Massachusetts Med Sch Worcester	\$5,855,161	\$0	\$0	\$5,855,161
Univ Of Med/Dent-RW Johnson Med Sch	\$883,327	\$0	\$0	\$883,327
Université de Montréal	\$0	\$226,309	\$0	\$226,309
Université Laval	\$0	\$151,547	\$0	\$151,547
University College Dublin	\$0	\$81,976	\$0	\$81,976
University College London	\$0	\$0	\$847,413	\$847,413
University College of London	\$0	\$0	\$727,115	\$727,115
University Hospitals of Cleveland	\$0	\$0	\$85,500	\$85,500
University Medical Center Ljubljana	\$0	\$2,987,966	\$0	\$2,987,966
University of Adelaide	\$0	\$561,418	\$0	\$561,418
University Of Alabama At Birmingham	\$4,688,915	\$0	\$0	\$4,688,915
University of Alberta	\$0	\$1,094,863	\$0	\$1,094,863
University Of Arizona	\$752,576	\$0	\$0	\$752,576
University of Arkansas for Medical Sciences	\$0	\$0	\$99,916	\$99,916
University of Bristol	\$0	\$0	\$349,311	\$349,311
University of British Columbia	\$0	\$728,386	\$50,000	\$778,386
University of Calgary	\$0	\$434,451	\$0	\$434,451
University Of Calif-lawrenc Berkeley Lab	\$265,059	\$0	\$0	\$265,059
University Of California Berkeley	\$337,272	\$0	\$0	\$337,272
University Of California Irvine	\$8,163,107	\$0	\$0	\$8,163,107
University Of California Los Angeles	\$17,158,785	\$0	\$0	\$17,158,785
University Of California Riverside	\$361,760	\$0	\$0	\$361,760
University Of California San Diego	\$41,039,432	\$0	\$0	\$41,039,432
University Of California San Francisco	\$14,172,160	\$0	\$0	\$14,172,160
University of California, Irvine	\$0	\$0	\$130,000	\$130,000
University of California, Los Angeles	\$0	\$0	\$133,333	\$133,333
University of California, San Diego	\$0	\$0	\$70,000	\$70,000
University of California, San Diego - Health Sciences	\$0	\$0	\$50,000	\$50,000
University of California, San Diego Health Sciences Fellows	\$0	\$0	\$172,262	\$172,262
University of Cambridge	\$0	\$856,108	\$0	\$856,108

TABLE 15. (CONT.) FTD GRANT NON-PROFIT RECIPIENTS, ALPHABETICAL

Recipient	NIH	Other Public	Foundation	Total
University of Cambridge	\$0	\$0	\$3,576,176	\$3,576,176
University Of Cincinnati	\$77,696	\$0	\$0	\$77,696
University Of Colorado Hlth Sciences Ctr	\$2,270,635	\$0	\$0	\$2,270,635
University of Connecticut	\$0	\$0	\$65,000	\$65,000
University Of Connecticut Sch Of Med/Dnt	\$633,708	\$0	\$0	\$633,708
University of Delaware	\$56,708	\$0	\$100,000	\$156,708
University Of Florida	\$1,340,598	\$0	\$0	\$1,340,598
University of Illinois at Chicago	\$1,193,171	\$0	\$99,990	\$1,293,161
University Of Iowa	\$3,141,400	\$0	\$0	\$3,141,400
University of Kansas	\$0	\$0	\$558,700	\$558,700
University Of Kansas Lawrence	\$2,185,824	\$0	\$0	\$2,185,824
University of Kansas Medical Center Research Institute, Inc.	\$0	\$0	\$100,000	\$100,000
University Of Kentucky	\$7,169,993	\$0	\$0	\$7,169,993
University of Lausanne	\$0	\$0	\$80,000	\$80,000
University of Leeds	\$0	\$0	\$118,477	\$118,477
University Of Louisville	\$1,043,408	\$0	\$0	\$1,043,408
University of Manchester	\$0	\$0	\$265,655	\$265,655
University Of Maryland Balt Prof School	\$370,355	\$0	\$0	\$370,355
University Of Massachusetts Amherst	\$1,775,339	\$0	\$0	\$1,775,339
University of Massachusetts Medical School	\$0	\$0	\$247,859	\$247,859
University Of Md Biotechnology Institute	\$3,695,778	\$0	\$0	\$3,695,778
University of Melbourne	\$0	\$815,109	\$0	\$815,109
University Of Michigan At Ann Arbor	\$2,384,705	\$0	\$0	\$2,384,705
University of Minnesota - Twin Cities	\$0	\$0	\$239,629	\$239,629
University Of Minnesota Twin Cities	\$73,085	\$0	\$0	\$73,085
University of New South Wales	\$0	\$429,594	\$0	\$429,594
University Of North Carolina Chapel Hill	\$59,432	\$0	\$0	\$59,432
University Of North Dakota	\$1,693,496	\$0	\$0	\$1,693,496
University of Oxford	\$0	\$0	\$907,963	\$907,963
University of Pennsylvania	\$27,533,218	\$0	\$100,000	\$27,633,218
University of Pennsylvania School of Medicine	\$0	\$0	\$60,000	\$60,000
University Of Pittsburgh At Pittsburgh	\$1,802,944	\$0	\$0	\$1,802,944
University of Queensland	\$0	\$451,088	\$0	\$451,088
University of Rochester	\$1,901,123	\$0	\$314,586	\$2,215,709
University of South Florida	\$0	\$0	\$100,000	\$100,000
University of Sydney	\$0	\$709,848	\$0	\$709,848
University Of Tennessee Health Sci Ctr	\$852,000	\$0	\$0	\$852,000
University Of Texas Austin	\$808,292	\$0	\$0	\$808,292
University Of Texas Dallas	\$67,768	\$0	\$0	\$67,768
University Of Texas Hlth Sci Ctr San Ant	\$146,000	\$0	\$0	\$146,000
University Of Texas Medical Br Galveston	\$98,306	\$0	\$0	\$98,306
University Of Texas SW Med Ctr/Dallas	\$4,548,501	\$0	\$0	\$4,548,501
University of Toronto	\$0	\$996,908	\$0	\$996,908
University Of Utah	\$425,734	\$0	\$0	\$425,734
University Of Virginia Charlottesville	\$755,299	\$0	\$0	\$755,299
University of Washington	\$24,626,173	\$0	\$280,000	\$24,906,173
University of Washington School of Medicine	\$0	\$0	\$100,000	\$100,000
University Of Wisconsin Madison	\$94,669	\$0	\$250,000	\$344,669

TABLE 15. (CONT.) FTD GRANT NON-PROFIT RECIPIENTS, ALPHABETICAL

Recipient	NIH	Other Public	Foundation	Total
Upstate Medical University	\$786,838	\$0	\$0	\$786,838
USC	\$0	\$0	\$100,000	\$100,000
Vanderbilt University	\$772,688	\$0	\$0	\$772,688
Vassar College	\$184,600	\$0	\$0	\$184,600
Veteran's Medical Research Foundation	\$0	\$0	\$130,000	\$130,000
Virginia Polytechnic Inst And St Univ	\$671,102	\$0	\$0	\$671,102
Wake Forest University Health Sciences	\$745,798	\$0	\$159,968	\$905,766
Washington University	\$4,752,381	\$0	\$272,141	\$5,024,522
Washington University in St. Louis	\$0	\$0	\$159,429	\$159,429
Wayne State University	\$1,398,127	\$0	\$0	\$1,398,127
Weill Medical College Of Cornell Univ	\$1,477,297	\$0	\$0	\$1,477,297
Weill Medical College of Cornell University	\$0	\$0	\$80,000	\$80,000
West Virginia University	\$291,848	\$0	\$0	\$291,848
William Beaumont Hospital	\$734,495	\$0	\$0	\$734,495
Wistar Institute	\$357,369	\$0	\$0	\$357,369
Yale University	\$3,282,640	\$0	\$0	\$3,282,640
Yeshiva University	\$11,648,939	\$0	\$0	\$11,648,939
Grand Totals	\$351,767,636	\$29,942,351	\$41,937,306	\$423,647,293

Academic and non-profit institutions receiving FTD grants are tabulated alphabetically. Note that organization names have not been standardized, and that many have multiple entries owing to individual colleges, departments, naming preferences, and even data entry errors.

TABLE 16. FTD GRANT NON-PROFIT RECIPIENTS, RANKED

Rank	Recipient	NIH	Other Public	Foundation	Total
1	University Of California San Diego	\$41,039,432			\$41,039,432
2	University of Pennsylvania	\$27,533,218		\$100,000	\$27,633,218
3	University of Washington	\$24,626,173		\$280,000	\$24,906,173
4	University Of California Los Angeles	\$17,158,785			\$17,158,785
5	University Of California San Francisco	\$14,172,160			\$14,172,160
6	Mayo Clinic Jacksonville	\$12,939,435		\$219,000	\$13,158,435
7	Rush University Medical Center	\$12,376,356			\$12,376,356
8	Mayo Clinic Coll Of Med, Jacksonville	\$11,940,886			\$11,940,886
9	Yeshiva University	\$11,648,939			\$11,648,939
10	Mayo Clinic Coll Of Medicine, Rochester	\$11,199,978			\$11,199,978
11	Duke University	\$10,530,177		\$520,000	\$11,050,177
12	Northwestern University	\$9,331,426			\$9,331,426
13	University Of California Irvine	\$8,163,107			\$8,163,107
14	Beth Israel Deaconess Medical Center	\$7,184,950		\$150,000	\$7,334,950
15	University Of Kentucky	\$7,169,993			\$7,169,993
16	Case Western Reserve University	\$5,117,282		\$1,135,392	\$6,252,674
17	Harvard University (medical School)	\$6,084,175			\$6,084,175
18	Brigham and Women's Hospital	\$5,232,316		\$629,000	\$5,861,316
19	Univ. Of Mass. Med. Sch., Worcester	\$5,855,161			\$5,855,161
20	Washington University	\$4,752,381		\$272,141	\$5,024,522
21	University Of Alabama At Birmingham	\$4,688,915			\$4,688,915
22	University Of Texas Sw Med Ctr/Dallas	\$4,548,501			\$4,548,501
23	New York State Psychiatric Institute	\$4,243,899			\$4,243,899
24	Institute For Basic Res In Dev Disabil	\$4,209,114			\$4,209,114
25	Emory University	\$3,908,645		\$90,887	\$3,999,532
26	Ohio State University	\$3,527,053		\$171,688	\$3,698,741
27	University Of Md Biotechnology Institute	\$3,695,778			\$3,695,778
28	New York University School of Medicine	\$3,344,496		\$235,000	\$3,579,496
29	University of Cambridge			\$3,576,176	\$3,576,176
30	Yale University	\$3,282,640			\$3,282,640
31	University Of Iowa	\$3,141,400			\$3,141,400
32	Johns Hopkins University	\$3,083,777			\$3,083,777
33	University Medical Center Ljubljana		\$2,987,966		\$2,987,966
34	The University of Manchester		\$2,612,130		\$2,612,130
35	Columbia University Health Sciences	\$2,500,660			\$2,500,660
36	Technical University Of Denmark		\$2,499,999		\$2,499,999
37	Imperial College London			\$2,408,466	\$2,408,466
38	Beaumont Hospital		\$2,407,474		\$2,407,474
39	University Of Michigan At Ann Arbor	\$2,384,705			\$2,384,705
40	University Of Colorado Hlth Sciences Ctr	\$2,270,635			\$2,270,635
41	University of Rochester	\$1,901,123		\$314,586	\$2,215,709
42	University Of Kansas Lawrence	\$2,185,824			\$2,185,824
43	Catholic University Of America	\$1,980,280			\$1,980,280
44	Mount Sinai School Of Medicine Of Nyu	\$1,920,342			\$1,920,342
45	Cornell University Ithaca	\$1,862,257			\$1,862,257
46	King's College London GKT Schools		\$1,824,165		\$1,824,165

TABLE 16. (CONT.) FTD GRANT NON-PROFIT RECIPIENTS, RANKED

Rank	Recipient	NIH	Other Public	Foundation	Total
47	University Of Pittsburgh At Pittsburgh	\$1,802,944			\$1,802,944
48	University Of Massachusetts Amherst	\$1,775,339			\$1,775,339
49	Cardiff University			\$1,730,746	\$1,730,746
50	University Of North Dakota	\$1,693,496			\$1,693,496
51	Georgetown University	\$1,692,484			\$1,692,484
52	Rutgers The St Univ Of Nj New Brunswick	\$1,579,976			\$1,579,976
53	Weill Medical College Of Cornell Univ	\$1,477,297			\$1,477,297
54	Wayne State University	\$1,398,127			\$1,398,127
55	Indiana Univ-purdue Univ At Indianapolis	\$1,391,992			\$1,391,992
56	Institute of Neurology			\$1,354,113	\$1,354,113
57	University Of Florida	\$1,340,598			\$1,340,598
58	Hannover Medical School		\$1,312,614		\$1,312,614
59	University of Illinois at Chicago	\$1,193,171		\$99,990	\$1,293,161
60	Hospital for Sick Children (Toronto)		\$1,201,033		\$1,201,033
61	Georgia Institute Of Technology	\$1,182,140			\$1,182,140
62	Institute of Neurology		\$1,158,847		\$1,158,847
63	Northwestern University - Chicago Campus			\$1,116,988	\$1,116,988
64	University of Alberta		\$1,094,863		\$1,094,863
65	Lady Davis Institute for Medical Research		\$1,090,280		\$1,090,280
66	Massachusetts General Hospital			\$1,085,000	\$1,085,000
67	Children's Hospital Boston	\$1,071,416			\$1,071,416
68	Children's Hospital (boston)	\$1,045,630			\$1,045,630
69	University Of Louisville	\$1,043,408			\$1,043,408
70	Dalhousie University			\$1,000,000	\$1,000,000
71	University of Toronto		\$996,908		\$996,908
72	King's College London		\$910,520		\$910,520
73	Kansas State University	\$909,372			\$909,372
74	University of Oxford			\$907,963	\$907,963
75	Wake Forest University Health Sciences	\$745,798		\$159,968	\$905,766
76	The Regents of the University of California (Irvine)			\$889,365	\$889,365
77	Univ Of Med/Dent NJ-R W Johnson Med.	\$883,327			\$883,327
78	MRC Cambridge, Brain Repair Center			\$873,279	\$873,279
79	University of Cambridge		\$856,108		\$856,108
80	University Of Tennessee Health Sci Ctr	\$852,000			\$852,000
81	University College London			\$847,413	\$847,413
82	University of Melbourne		\$815,109		\$815,109
83	University Of Texas Austin	\$808,292			\$808,292
84	Upstate Medical University	\$786,838			\$786,838
85	Louisiana State Univ Hsc Shreveport	\$779,171			\$779,171
86	University of British Columbia		\$728,386	\$50,000	\$778,386
87	Vanderbilt University	\$772,688			\$772,688
88	University Of Virginia Charlottesville	\$755,299			\$755,299
89	University Of Arizona	\$752,576			\$752,576
90	William Beaumont Hospital	\$734,495			\$734,495
91	Nathan S. Kline Institute For Psych Res	\$731,846			\$731,846
92	University College of London			\$727,115	\$727,115

TABLE 16. (CONT.) FTD GRANT NON-PROFIT RECIPIENTS, RANKED

Rank	Recipient	NIH	Other Public	Foundation	Total
93	University of Sydney		\$709,848		\$709,848
94	Medical Research Council (HQ)		\$703,946		\$703,946
95	Virginia Polytechnic Inst And St Univ	\$671,102			\$671,102
96	McGill University/Université McGill		\$662,466		\$662,466
97	Burnham Institute for Medical Research	\$155,968		\$498,333	\$654,301
98	Univ Of Connecticut Sch Of Med/Dnt	\$633,708			\$633,708
99	Mount Sinai School of Medicine			\$590,000	\$590,000
100	Max-Planck-Unit for Structural Molecular Biology			\$577,500	\$577,500
101	University of Adelaide		\$561,418		\$561,418
102	University of Kansas			\$558,700	\$558,700
103	Baylor College Of Medicine	\$555,130			\$555,130
104	ISTITUTO DI NEUROSCIENZE			\$533,061	\$533,061
105	Research Foundation for Mental Hygiene, Inc. at NYS Institute for Basic Research			\$529,910	\$529,910
106	J. David Gladstone Institutes	\$468,219		\$50,000	\$518,219
107	Case Western Reserve Univ-henry Ford Hsc	\$501,486			\$501,486
108	Mayo Clinic			\$496,662	\$496,662
109	University of Queensland		\$451,088		\$451,088
110	New York University Medical Center	\$438,127			\$438,127
111	University of Calgary		\$434,451		\$434,451
112	University of New South Wales		\$429,594		\$429,594
113	University Of Utah	\$425,734			\$425,734
114	The University of Calgary			\$405,900	\$405,900
115	Mayo Clinic Rochester			\$396,982	\$396,982
116	King's College London			\$395,095	\$395,095
117	Brigham and Women's Hospital, Inc.			\$390,000	\$390,000
118	Massachusetts Institute Of Technology	\$370,930			\$370,930
119	FONDAZIONE EBRI RITA LEVI MONTALCINI			\$370,490	\$370,490
120	University Of Maryland Balt Prof School	\$370,355			\$370,355
121	University Of California Riverside	\$361,760			\$361,760
122	Boston University	\$358,737			\$358,737
123	King's College, London			\$357,674	\$357,674
124	Wistar Institute	\$357,369			\$357,369
125	Rockefeller University	\$356,000			\$356,000
126	University of Bristol			\$349,311	\$349,311
127	Joan & Sanford I. Weill Medical College of Cornell University			\$340,000	\$340,000
128	The University of Alabama at Birmingham			\$339,994	\$339,994
129	University Of California Berkeley	\$337,272			\$337,272
130	Dana-farber Cancer Institute		\$330,000		\$330,000
131	The Pennsylvania State University			\$327,050	\$327,050
132	College Of William And Mary	\$320,927			\$320,927
133	Centre for Research in Neurodegenerative Disease (Toronto)			\$317,379	\$317,379
134	Baycrest Hospital (North York)		\$312,754		\$312,754
135	Imperial College London			\$300,010	\$300,010

TABLE 16. (CONT.) FTD GRANT NON-PROFIT RECIPIENTS, RANKED

Rank	Recipient	NIH	Other Public	Foundation	Total
136	Abteilung Neuropathologie, Institut für Pathologie, Schönbeinstrasse 40 CH-4003 Basel			\$299,375	\$299,375
137	Columbia University Medical Center			\$297,751	\$297,751
138	West Virginia University	\$291,848			\$291,848
139	Boston University Medical Campus	\$291,379			\$291,379
140	Physiologisches Institut, Universität Zürich Winterthurerstrasse 190 CH-8057 Zürich			\$277,552	\$277,552
141	University of Manchester			\$265,655	\$265,655
142	University Of Calif-lawrenc Berkeley Lab	\$265,059			\$265,059
143	SCUOLA INTERNAZIONALE SUPERIORE DI STUDI AVANZATI (SISSA)			\$257,160	\$257,160
144	Duke University Medical Center			\$253,449	\$253,449
145	Regents of the University of CA			\$250,918	\$250,918
146	Rutgers, The State University of New Jersey			\$250,000	\$250,000
147	University of Wisconsin-Madison (Board of Regents Univ of Wisconsin System)			\$250,000	\$250,000
148	The Nathan S. Kline Institute for Psychiatric Research			\$249,860	\$249,860
149	Jackson Laboratory	\$248,540			\$248,540
150	University of Massachusetts Medical School			\$247,859	\$247,859
151	Flanders Institute for Biotechnology			\$247,350	\$247,350
152	Drexel University			\$240,000	\$240,000
153	Massachusetts General Hospital (The General Hospital Corp.)			\$240,000	\$240,000
154	The Ohio State University Research Foundation			\$240,000	\$240,000
155	Minneapolis VA Medical Center			\$239,910	\$239,910
156	University of Minnesota - Twin Cities			\$239,629	\$239,629
157	Cedars-Sinai Medical Center			\$237,772	\$237,772
158	Hertie-Institute for Clinical Brain Research			\$237,282	\$237,282
159	President & Fellows of Harvard College			\$229,653	\$229,653
160	Université de Montréal		\$226,309		\$226,309
161	Institut für Pathologie, Universitätsspital Basel, Schönbeinstrasse 40, CH-4031 Basel	\$221,553			\$221,553
162	The Regents of the University of California, San Francisco			\$216,621	\$216,621
163	Philipps-universitaet Marburg		\$213,522		\$213,522
164	Institute of Psychiatry, King's College London			\$210,546	\$210,546
165	Lady Davis Institute for Med. Rsrch			\$200,000	\$200,000
166	NYU, School of Medicine			\$200,000	\$200,000
167	Rutgers State University of N.J.			\$200,000	\$200,000
168	Simon Fraser University (Burnaby, B.C.)		\$188,823		\$188,823
169	Sunnybrook Health Sciences Centre		\$186,543		\$186,543
170	Vassar College	\$184,600			\$184,600
171	Northern California Institute Res & Educ	\$182,383			\$182,383
172	CENTRO SAN GIOVANNI DI DIO FATEBENEFRATELLI IRCCS			\$176,109	\$176,109

TABLE 16. (CONT.) FTD GRANT NON-PROFIT RECIPIENTS, RANKED

Rank	Recipient	NIH	Other Public	Foundation	Total
173	The Trustees of the University of Pennsylvania			\$174,779	\$174,779
174	Macquarie University		\$173,985		\$173,985
175	University of California, San Diego Health Sciences Fellows			\$172,262	\$172,262
176	The University of Queensland			\$161,212	\$161,212
177	Albert Einstein College of Medicine			\$161,054	\$161,054
178	McMaster University, Faculty of Health Sciences			\$160,000	\$160,000
179	The Rector and Visitors of the University of Virginia			\$160,000	\$160,000
180	Trustees of Boston University, B U Medical Campus			\$159,999	\$159,999
181	Washington University in St. Louis			\$159,429	\$159,429
182	CARITAS ST. ELIZABETH'S MEDICAL CENTER			\$157,333	\$157,333
183	University of Delaware	\$56,708		\$100,000	\$156,708
184	DIPARTIMENTO DI SCIENZE FARMACOLOGICHE			\$151,592	\$151,592
185	Université Laval		\$151,547		\$151,547
186	Beth Israel Deaconess Medical Ctr.			\$150,000	\$150,000
187	Department of Pathology, Rm. F-538, Albert Einstein College of Medicine, 1300 Morris Park Avenue, Bronx, NY			\$150,000	\$150,000
188	Manchester University			\$148,749	\$148,749
189	Florida State University	\$146,000			\$146,000
190	University Of Texas Hlth Sci Ctr San Ant	\$146,000			\$146,000
191	DIPARTIMENTO DI ONCOLOGIA SPERIMENTALE			\$136,215	\$136,215
192	The Cleveland Clinic Foundation			\$133,333	\$133,333
193	University of California, Los Angeles			\$133,333	\$133,333
194	Boise State University			\$131,140	\$131,140
195	Sir Mortimer B. Davis Jewish General Hospital-Mtl		\$130,564		\$130,564
196	University of California, Irvine			\$130,000	\$130,000
197	Veteran's Medical Research Foundation			\$130,000	\$130,000
198	NYU School of Medicine			\$125,000	\$125,000
199	Liberty University	\$123,529			\$123,529
200	Midwest Research Institute	\$122,062			\$122,062
201	Johnnie B. Byrd, Sr. Alzheimer's Center and Research Institute, Inc.			\$120,000	\$120,000
202	University of Leeds			\$118,477	\$118,477
203	DIPARTIMENTO DI BIOCHIMICA E BIOTECNOLOGIE MEDICHE			\$105,065	\$105,065
204	DIPARTIMENTO DI MEDICINA SPERIMENTALE E PATOLOGIA			\$102,063	\$102,063
205	Alzheimer's Research Consortium (ARC)			\$100,000	\$100,000
206	Columbia University Medical Center / Research Foundation for Mental Hygiene			\$100,000	\$100,000
207	Flanders Interuniversity Institute			\$100,000	\$100,000
208	Seattle Institute for Biomedical and Clinical Research			\$100,000	\$100,000

TABLE 16. (CONT.) FTD GRANT NON-PROFIT RECIPIENTS, RANKED

Rank	Recipient	NIH	Other Public	Foundation	Total
209	Simon Fraser University			\$100,000	\$100,000
210	Sloan-Kettering Institute			\$100,000	\$100,000
211	The Regents of the University of California, Los Angeles			\$100,000	\$100,000
212	The Univ. of Texas at Dallas			\$100,000	\$100,000
213	University of Kansas Medical Center Research Institute, Inc.			\$100,000	\$100,000
214	University of South Florida			\$100,000	\$100,000
215	University of Washington School of Medicine			\$100,000	\$100,000
216	USC			\$100,000	\$100,000
217	University of Arkansas for Medical Sciences			\$99,916	\$99,916
218	Butler Hospital			\$99,157	\$99,157
219	University Of Texas Medical Br Galveston	\$98,306			\$98,306
220	Center For Blood Research	\$96,000			\$96,000
221	San Diego State University	\$95,307			\$95,307
222	DIPARTIMENTO DI SCIENZE BIOCHIMICHE			\$95,054	\$95,054
223	University Of Wisconsin Madison	\$94,669			\$94,669
224	Evanston Northwestern Research Institute			\$93,321	\$93,321
225	University Hospitals of Cleveland			\$85,500	\$85,500
226	INSERM U422 (French National Institute)			\$85,000	\$85,000
227	LABORATORIO NAZIONALE CONSORZIO INTERUNIVERSITARIO BIOTECNOLOGIE			\$84,604	\$84,604
228	National Rehabilitation Hospital		\$81,976		\$81,976
229	University College Dublin		\$81,976		\$81,976
230	Concordia University (Montreal, Quebec)		\$81,494		\$81,494
231	Columbia Univ New York Morningside	\$80,136			\$80,136
232	DIPARTIMENTO DI FISIOPATOLOGIA CLINICA - SCUOLA DI MEDICINA			\$80,050	\$80,050
233	DIPARTIMENTO DI PATOLOGIA SPERIMENTALE			\$80,050	\$80,050
234	Cleveland Clinic Foundation			\$80,000	\$80,000
235	University of Lausanne			\$80,000	\$80,000
236	Weill Medical College of Cornell University			\$80,000	\$80,000
237	Loyola University Chicago Stritch School of Medicine			\$79,774	\$79,774
238	International Center for Biomedicine (ICC)			\$79,600	\$79,600
239	Salk Institute For Biological Studies	\$78,228			\$78,228
240	University Of Cincinnati	\$77,696			\$77,696
241	ISTITUTO DI FARMACOLOGIA			\$76,294	\$76,294
242	The University of New South Wales (UNSW)			\$76,151	\$76,151
243	University Of Minnesota Twin Cities	\$73,085			\$73,085
244	DIPARTIMENTO DI SCIENZE BIOMEDICHE			\$70,544	\$70,544
245	Blanchette Rockefeller Neurosciences Institute			\$70,000	\$70,000
246	University of California, San Diego			\$70,000	\$70,000
247	University Of Texas Dallas	\$67,768			\$67,768
248	CENTRO ACIDI NUCLEICI			\$67,309	\$67,309
249	Beth Israel Deaconess Medical Center		\$65,444		\$65,444

TABLE 16. (CONT.) FTD GRANT NON-PROFIT RECIPIENTS, RANKED

Rank	Recipient	NIH	Other Public	Foundation	Total
250	Dept. of Neurology and Program in Immunology, University of California, SF			\$65,259	\$65,259
251	University of Connecticut			\$65,000	\$65,000
252	DIPARTIMENTO DI BIOLOGIA CELLULARE ED ONCOLOGIA			\$60,037	\$60,037
253	ISTITUTO DI SCIENZE FARMACOLOGICHE			\$60,037	\$60,037
254	Mayo Clinic Jacksonville FL			\$60,000	\$60,000
255	Neurodegenerative Brain Diseases, Institute Born-Bunge, University of Antwerp			\$60,000	\$60,000
256	Univ of Pennsylvania School of Medicine			\$60,000	\$60,000
257	University Of North Carolina Chapel Hill	\$59,432			\$59,432
258	Research Inst Nationwide Children's Hosp	\$59,040			\$59,040
259	UCSD			\$59,000	\$59,000
260	MICROBIOLOGY AND IMMUNOLOGY			\$58,273	\$58,273
261	Rosalind Franklin Univ Of Medicine & Sci	\$56,826			\$56,826
262	Central Michigan University	\$56,754			\$56,754
263	ISTITUTO DI NEUROBIOLOGIA			\$50,031	\$50,031
264	Indiana University School of Medicine			\$50,000	\$50,000
265	UCLA Med Center (LA BioMed)			\$50,000	\$50,000
266	The Chinese University of Hong Kong			\$50,000	\$50,000
267	UCSD - Health Sciences			\$50,000	\$50,000
268	Thomas Jefferson University			\$50,000	\$50,000
269	Brandeis University	\$44,846			\$44,846
270	NUOVO OSPEDALE - A.S.L. 6			\$40,025	\$40,025
271	The Hebrew University of Jerusalem			\$40,000	\$40,000
272	Oxford University			\$38,561	\$38,561
273	Catholic University Leuven (KUL)-Belgium		\$38,117		\$38,117
274	DIPARTIMENTO DI MEDICINA SPERIMENTALE - SEZIONE DI ANATOMIA			\$36,022	\$36,022
275	La Trobe University		\$35,476		\$35,476
276	Northwestern U, Feinberg School of Med.			\$35,000	\$35,000
277	Mayo Foundation	\$33,517			\$33,517
278	LABORATORIO DI NEUROGENETICA			\$33,381	\$33,381
279	Instituto de Psiquiatria do Hospital das Clínicas da Faculdade de Medicina da Universidade de São Paulo			\$33,333	\$33,333
280	School of Chemistry, University of Exeter			\$28,633	\$28,633
281	Cambridge			\$28,110	\$28,110
282	DIPARTIMENTO DI SCIENZE NEUROLOGICHE			\$25,016	\$25,016
283	DIPARTIMENTO DI FARMACOLOGIA PRECLINICA E CLINICA			\$25,016	\$25,016
284	New York State Office Of Mental Health	\$19,000			\$19,000
285	Sun Yat-Sen University of Medical Science (China)		\$13,491		\$13,491
Grand Totals		\$351,767,636	\$29,942,351	\$41,937,306	\$423,647,293

Academic and non-profit recipients of FTD grants are tabulated above by decreasing order total support received from 1998-2008. Note that organization names have not been standardized, and that many have multiple entries owing to individual colleges, departments, naming preferences, and even data entry errors.

